


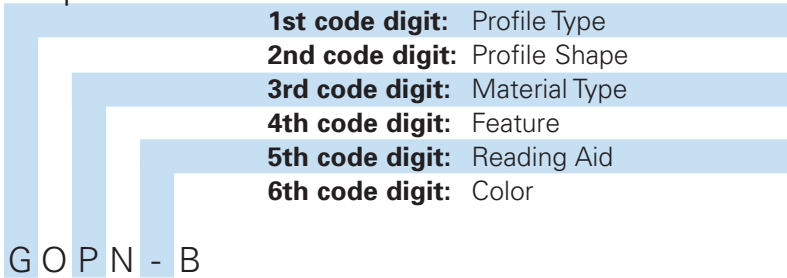
Habasit Profiles: Cleats, Guides, Sidewalls, HySeal

Habasit-Solutions in motion



Key to Habasit Profile Nomenclature

Imperial Profiles: Guides



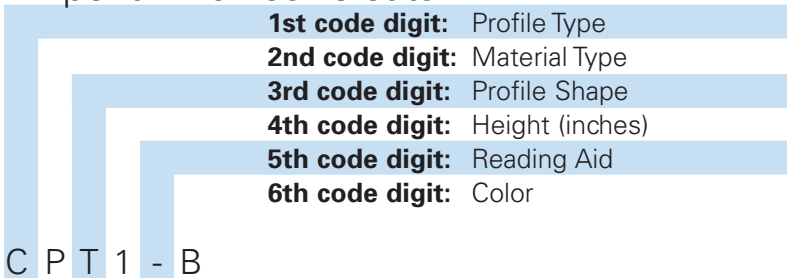
Profile Type

B: belt T
 C: cleat
 D: half round
 G: guide
 H: heavy T
 I: I - profile
 N: narrow T
 Q: quadrangle
 S: sidewall
 T: scoop cleat
 V: v-guide

Profile Shape

O section
 A section
 B section
 C section
 T: T - cleat

Imperial Profiles: Cleats



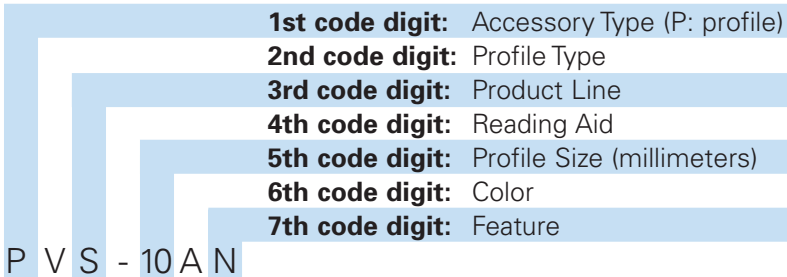
Material Type

P: PVC
 U: urethane (TPU)

Product Line

E: extra line
 F: food TPU
 H: high duty
 S: standard
 U: urethane (TPU)
 V: food PVC

Metric Profiles



Color

A: anthracite
 B: black
 C: cobalt blue
 DG: dark green
 G: Habasit green
 S: sky blue
 T: translucent
 W: white

Features

A: abrasion resistant
 HR: hydrolysis resistant
 H15: HabaGUARD®
 HVY: heavy
 M: modified
 N: notched

Features of Habasit Profiles

- All profiles thermally bonded by hot air or RF induction for superior adhesion and service.
- Custom cut-to-height, notching or chamfering of profiles may be available. Contact your Habasit representative for further information.
- V-guide notching reduces minimum pulley diameter value by approximately 25%.

NOTE:

- All data are approximate values under standard climatic conditions: 23°C/73°F, 50% relative humidity.

V-Guide

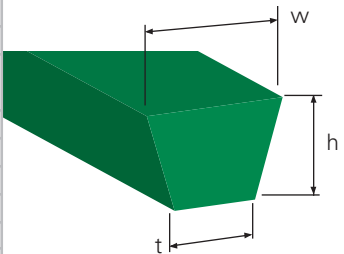
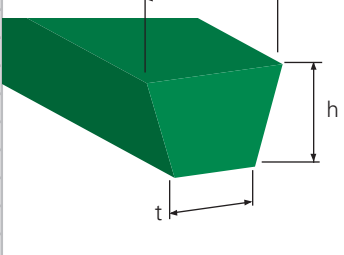


Cross-reference

SI Profile	Metric Profile
Y	PV...-6
O, Z, M, 3L	PV...-10
A	PV...-13
B, 5L	PV...-17
C	N/A (22x14)
D	PV...-30

EC and comparable Metric v-guides are similar in shape and dimension – not identical.

PVC Guides

S = standard stocking item ■ = Applicable
 NS = non standard, limited inventory availability □ = Conditional
 - = Not Applicable

Profile Type	Classification	Color	Shape	FDA			Min. Pulley Diameter		Dimensional Data			VEE	
				Chemical Resistance	Hardness, Shore A	Transverse Top	Longitudinal Top	Longitudinal Back	w	h	t		
Imperial Guides													
GOP-B	S	Black	O Section	-	3	75	2.0"	3.0"	3.0"	0.38"	0.25"	0.25"	
GOPN-B	NS	Black		-	3	75	2.0"	3.0"	2.4"	0.38"	0.25"	0.25"	
GOP-W	S	White		■	3	75	2.0"	3.0"	3.0"	0.38"	0.25"	0.25"	
GOPN-W	S	White		□	3	75	2.0"	3.0"	2.4"	0.38"	0.25"	0.25"	
GAP-B	S	Black	A Section	-	3	75	3.0"	4.0"	4.0"	0.5"	0.31"	0.28"	
GAPM-B	S	Black		-	3	80	3.0"	3.0"	3.0"	0.5"	0.25"	0.38"	
GAPN-B	S	Black		-	3	75	3.0"	3.2"	3.2"	0.5"	0.31"	0.28"	
GAP-W	S	White		■	3	75	3.0"	4.0"	4.0"	0.5"	0.31"	0.28"	
GAPN-W	NS	White	■	3	75	3.0"	3.2"	3.2"	0.5"	0.31"	0.28"		
GBP-B	S	Black	B Section	-	3	70	4.0"	6.0"	6.0"	0.63"	0.44"	0.28"	
GBPN-B	S	Black		-	3	70	4.0"	5.0"	5.0"	0.63"	0.44"	0.28"	
GBP-W	S	White		■	3	70	4.0"	6.0"	6.0"	0.63"	0.44"	0.28"	
GBPN-W	NS	White		■	3	70	4.0"	5.0"	5.0"	0.63"	0.44"	0.28"	
GCP-B	S	Black	C Section	-	3	70	6.0"	8.0"	8.0"	0.91"	0.53"	0.41"	
GCPN-B	NS	Black		-	3	70	6.0"	6.5"	6.5"	0.91"	0.53"	0.41"	
GCP-W	S	White		■	3	70	6.0"	8.0"	8.0"	0.91"	0.53"	0.41"	
Metric Guides													
PVS-6A	S	Anthracite	Vee	-	3	65	1.5"	1.0"	1.0"	6mm	4mm	3mm	
PVS-6AN	S	Anthracite		-	3	65	1.5"	0.8"	0.8"	6mm	4mm	3mm	
PVS-6W	S	White		■	3	65	1.5"	1.0"	1.0"	6mm	4mm	3mm	
PVS-8W	S	White		■	3	65	1.5"	1.5"	1.5"	8mm	5mm	4mm	
PVS-10A	S	Anthracite		-	3	60	1.6"	2.0"	2.0"	10mm	6mm	6mm	
PVS-10AN	S	Anthracite		-	3	60	1.6"	1.6"	1.6"	10mm	6mm	6mm	
PVS-13A	S	Anthracite		-	3	55	2.4"	2.4"	2.4"	13mm	8mm	8mm	
PVS-13AN	S	Anthracite		-	3	55	2.4"	2.0"	2.0"	13mm	8mm	8mm	
PVS-13DG	S	Dark Green		-	3	65	3.0"	3.0"	3.0"	13mm	8mm	8mm	
PVS-13DGN	NS	Dark Green		-	3	70	3.2"	2.5"	2.5"	13mm	8mm	7mm	
PVS-17A	S	Anthracite		-	3	65	4.0"	4.0"	4.0"	17mm	11mm	10mm	
PVS-17DG	S	Dark Green		-	3	65	4.0"	4.0"	4.0"	17mm	11mm	10mm	
PVS-30A	S	Anthracite		-	3	55	8.0"	7.1"	7.1"	30mm	16mm	19mm	
PW-10W	S	White		■	7	70	1.6"	2.0"	2.0"	10mm	6mm	6mm	
PW-10WN	S	White		■	7	70	1.6"	1.6"	1.6"	10mm	6mm	6mm	
PW-13W	NS	White		■	7	60	2.4"	2.4"	2.4"	13mm	8mm	7mm	
PW-13WN	S	White		■	7	60	2.4"	2.0"	2.0"	13mm	8mm	7mm	
PW-17W	S	White		■	7	60	4.0"	5.5"	5.5"	17mm	11mm	10mm	
PW-17WN	S	White	■	7	60	4.0"	4.4"	4.4"	17mm	11mm	10mm		

TPU Guides

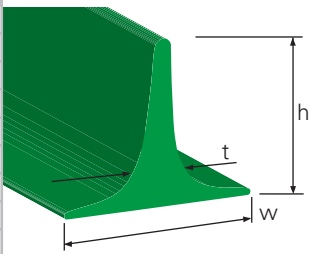
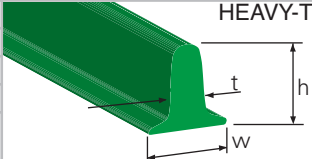
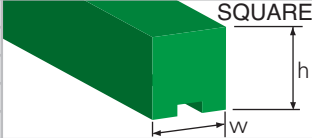
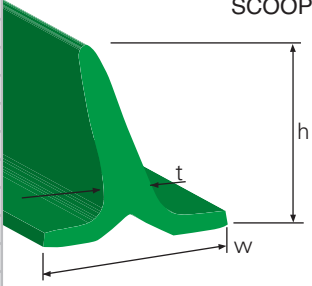
S = standard stocking item ■ = Applicable
 NS = non standard, limited inventory availability □ = Conditional
 - = Not Applicable


Profile Type	Classification	Color	Shape		FDA	Chemical Resistance	Hardness, Shore A	Transverse Top	Min. Pulley Diameter		Dimensional Data			
									Longitudinal Top	Longitudinal Back	w	h	t	
Metric Guides														
PVF-5W	S	White	Vee	■	6	70	1.5"	0.8"	0.8"	5mm	3mm	2mm		
PVF-6C+H15	S	Cobalt		■	6	85	1.6"	1.0"	1.0"	6mm	4mm	4mm		
PVE-6T (PVF-6T)	NS	Translucent		-	6	70	1.6"	0.8"	0.8"	6mm	4mm	3mm		
PVF-6W	S	White		■	6	85	1.6"	1.0"	1.0"	6mm	4mm	3mm		
PVF-8W	S	White		■	6	85	1.8"	2.0"	2.0"	8mm	5mm	4mm		
PVF-10C+H15	S	Cobalt		■	6	85	2.0"	2.8"	2.8"	10mm	6mm	6mm		
PVF-10G	S	Green		■	6	85	2.0"	2.8"	2.8"	10mm	6mm	6mm		
PVF-10WN	NS	White		■	6	85	2.0"	2.1"	2.1"	10mm	6mm	6mm		
PVE-10T (PVF-10T - Soft)	S	Translucent		-	6	70	2.0"	1.8"	1.8"	10mm	6mm	6mm		
PVF-10W	S	White		■	6	85	2.0"	2.8"	2.8"	10mm	6mm	6mm		
PVF-10W+H15	S	White		■	6	85	2.0"	2.8"	2.8"	10mm	6mm	6mm		
PVE-12T	S	Translucent		(Modified A)	-	6	70	3.0"	2.3"	2.3"	12mm	6mm		9mm
PVF-13C+H15	S	Cobalt		■	6	85	3.2"	3.6"	3.6"	13mm	8mm	7mm		
PVF-13CA (PVF-13C-H)	S	Cobalt		■	6	90	4.8"	5.0"	5.0"	13mm	8mm	7mm		
PVF-13G	S	Green		■	6	85	3.2"	3.6"	3.6"	13mm	8mm	7mm		
PVF-13WN (PVF-13N)	NS	White		■	6	85	3.2"	3.0"	3.0"	13mm	8mm	7mm		
PVF-13W	S	White		■	6	85	3.2"	3.6"	3.6"	13mm	8mm	7mm		
PVF-13W+H15	S	White		■	6	85	3.2"	3.6"	3.6"	13mm	8mm	7mm		
PVF-17WN (PVF-17N)	NS	White		■	6	85	4.8"	4.4"	4.4"	17mm	11mm	9mm		
PVF-17W	S	White		■	6	85	4.8"	5.5"	5.5"	17mm	11mm	9mm		
PVH-8G	S	Green	■	6		1.8"	2.0"	2.0"	8mm	5mm	4mm			
PVH-10G	NS	Green		6		2.0"	2.8"	2.8"	10mm	6mm	6mm			
PDH-6G (PDF-6)	S	Green	Half Round	-	6	93	1.6"	1.0"	1.0"	6mm	3mm	-		
PDH-8G (PDF-8)	S	Green		-	6	93	1.8"	2.0"	2.0"	8mm	4mm	-		
PQF-4x2W (PQF-2x4W)	S	White	Quadrangle	■	6	70	0.7"	0.7"	0.7"	4mm	2mm	-		
PQF-9.8x4 (PQF-4x9.8)	S	White		■	6	85	1.8"	1.2"	1.2"	9.8mm	4mm	-		
PQF-14x7C	S	Cobalt		■	6	85	4.8"	5.5"	5.5"	14mm	7mm	-		
PQF-14x7G	S	Green		■	6	85	4.8"	5.5"	5.5"	14mm	7mm	-		
PQF-14x7W	S	White		■	6	85	4.8"	5.5"	5.5"	14mm	7mm	-		
PQE-10x2T (PDF-10x2T)	S	Translucent		-	6	70	1.0"	0.7"	0.7"	10mm	2mm	-		

• Profile types in parentheses are "old names"

PVC Cleats

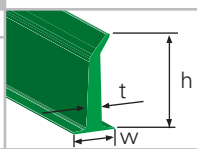
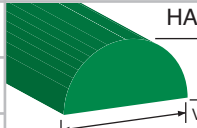
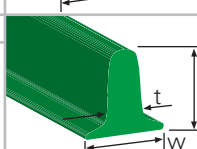

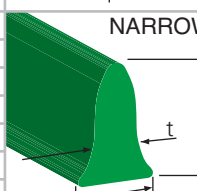
S = standard stocking item ■ = Applicable
 NS = non standard, limited inventory availability □ = Conditional
 - = Not Applicable

Profile Type	Classification	Color	Shape	FDA			Min. Pulley Diameter		Dimensional Data				
				Chemical Resistance	Hardness, Shore A	Transverse Top	Longitudinal Top	Longitudinal Back	w	h	t		
Imperial Cleats													
CP1T-B	S	Black	T-Cleat	-	3	80	4.0"	-	-	1.5"	1"	0.44"	 <p>T-CLEAT</p>
CP1T-W	S	White		■	3	80	4.0"	-	-	1.5"	1"	0.44"	
CP15T-B	S	Black		-	3	80	6.0"	-	-	1.8"	1.5"	0.44"	
CP15T-W	S	White		■	3	80	6.0"	-	-	1.8"	1.5"	0.44"	
CP2T-B	S	Black		-	3	80	8.0"	-	-	2.3"	2"	0.44"	
CP2T-W	S	White		■	3	80	8.0"	-	-	2.3"	2"	0.44"	
CP3T-B	S	Black		-	3	80	12.0"	-	-	2.5"	3"	0.63"	
CP3T-W	S	White		■	3	80	12.0"	-	-	2.5"	3"	0.63"	
Metric Cleats													
PHV-25B	NS	Black	Heavy-T	-	3	80	2.0"	-	-	20mm	25mm	8mm	 <p>HEAVY-T</p>
PHV-25W	NS	White		■	3	80	2.0"	-	-	15mm	25mm	8mm	
PNV-40W	NS	White		■	3	70	2.8"	-	-	15mm	40mm	10mm	
PHV-50W	NS	White		■	3	80	3.0"	-	-	20mm	50mm	13mm	
PQS-8A	S	Anthracite	Square	-	3	70	1.6"	-	-	8mm	8mm		 <p>SQUARE</p>
PQS-8DG	S	Dark Green		-	3	70	1.6"	-	-	8mm	8mm		
PQS-12A	S	Anthracite		-	3	70	2.8"	-	-	12mm	12mm		
PQS-16A	NS	Anthracite		-	3	70	4.4"	-	-	12mm	16mm		
PTS-20A	S	Anthracite	Scoop	-	3	75	3.6"	-	-	20mm	20mm	7mm	 <p>SCOOP</p>
PTS-30A	S	Anthracite		-	3	75	4.0"	-	-	30mm	30mm	9mm	
PTS-40A	S	Anthracite		-	3	75	4.0"	-	-	30mm	40mm	11mm	
PTS-40DG	S	Dark Green		-	3	75	4.0"	-	-	30mm	40mm	11mm	
PTS-50A	S	Anthracite		-	3	75	4.8"	-	-	35mm	50mm	12mm	
PTS-50DG	S	Dark Green		-	3	75	4.8"	-	-	35mm	50mm	12mm	
PTS-70A	S	Anthracite		-	3	75	6.0"	-	-	40mm	70mm	12mm	
PTV-20W	S	White		■	3	75	2.3"	-	-	20mm	20mm	7mm	
PTV-30W	S	White		■	3	75	2.3"	-	-	30mm	30mm	9mm	
PTV-40W	S	White		■	3	75	2.3"	-	-	30mm	40mm	11mm	



TPU Cleats

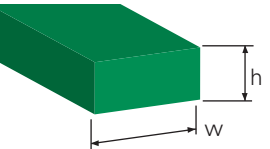
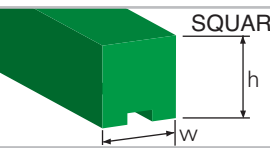
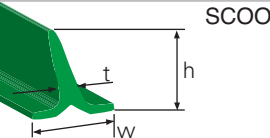
S = standard stocking item ■ = Applicable
 NS = non standard, limited inventory availability □ = Conditional
 - = Not Applicable

Profile Type	Classification	Color	Shape	FDA	Chemical Resistance	Hardness, Shore A	Transverse Top	Min. Pulley Diameter		Dimensional Data				
								Longitudinal Top	Longitudinal Back	w	h	t		
Metric Cleats														
PBH-30X-DG	S	Dark Green	Bent T	-	6	85	2.4"	-	-	12mm	30mm	6mm		BENT T
PDH-6G (PDF-6)	S	Green	Half Round	-	6	93	1.0"	1.0"	1.0"	6mm	3mm	-		HALF ROUND
PDH-8G (PDF-8)	S	Green		-	6	93	1.8"	2.0"	2.0"	8mm	4mm	-		
PHF-20W	S	White	Heavy T	■	6	85	2.5"	-	-	15mm	20mm	7mm		HEAVY T
PNE-40BL	NS	Black	Narrow T	-	6	85	1.0"	-	-	7mm	40mm	3.0mm		NARROW T
PNF-20C-HVY	S	Cobalt		■	6	85	1.0"	-	-	7mm	20mm	3.2mm		
PNF-20W	S	White		■	6	85	1.0"	-	-	7mm	20mm	2.7mm		
PNF-20W+H15	S	White		■	6	85	2.4"	-	-	10.5mm	20mm	3mm		
PNF-30W	S	White		■	6	85	1.0"	-	-	7mm	30mm	3mm		
PNF-30W+H15	S	White		■	6	85	2.4"	-	-	10.5mm	30mm	3mm		
PNF-40C	S	Cobalt		■	6	85	1.0"	-	-	7mm	40mm	3mm		
PNF-40C-HVY	S	Cobalt		■	6	85	2.0"	-	-	12mm	40mm	5mm		
PNF-40DG	NS	Dark Green		■	6	85	1.0"	-	-	7mm	40mm	3mm		
PNF-40W	S	White		■	6	85	1.0"	-	-	7mm	40mm	3mm		
PNF-60C+H15	S	Cobalt		■	6	85	2.4"	-	-	10.5mm	60mm	3mm		
PNF-60W	S	White		■	6	85	1.0"	-	-	7mm	60mm	3.2mm		
PNU-25C+H15	S	Cobalt	Narrow Heavy T	■	6	85	2.0"	-	-	12mm	25mm	4.7mm		NARROW HEAVY T
PNU-25W+H15	S	White		■	6	85	2.0"	-	-	12mm	25mm	4.7mm		
PNU-40W+H15	S	White		■	6	85	2.0"	-	-	12mm	40mm	5.5mm		
PNU-40DG+H15	S	Dark Green		■	6	85	2.0"	-	-	12mm	40mm	5.5mm		
PNU-40CH	S	Cobalt		■	6	85	2.0"	-	-	12mm	40mm	5.5mm		
PNU-60W+H15	S	White		■	6	85	2.0"	-	-	12mm	60mm	5.5mm		

• Profile types in parentheses are "old names"

TPU Cleats, continued

S = standard stocking item ■ = Applicable
 NS = non standard, limited inventory availability □ = Conditional
 - = Not Applicable

Profile Type	Classification	Color	Shape		FDA	Chemical Resistance	Hardness, Shore A	Transverse Top	Min. Pulley Diameter			Dimensional Data		
									Longitudinal Top	Longitudinal Back		w	h	t
Metric Cleats														
PQF-4x2W (PQF-2x4W)	S	White	Quadrangle	■	6	70	0.7"	0.7"	0.7"	4mm	2mm	-	 <p>QUADRANGLE</p>	
PQF-9.8x4W (PQF-4x9.8)	S	White		■	6	85	1.8"	1.2"	1.2"	9.8mm	4mm	-		
PQF-14x7C	S	Cobalt		■	6	85	4.8"	5.5"	5.5"	14mm	7mm	-		
PQF-14x7G	S	Green		■	6	85	4.8"	5.5"	5.5"	14mm	7mm	-		
PQF-14x7W	S	White		■	6	85	4.8"	5.5"	5.5"	14mm	7mm	-		
PQE-10x2T (PQF-10x2T)	S	Translucent		-	6	70	1.0"	0.7"	0.7"	10mm	2mm	-		
PQF-8W	S	White	Square	■	6	85	2.0"	2.8"	2.8"	8mm	8mm	-	 <p>SQUARE</p>	
PQF-12W	S	White		■	6	85	3.2"	4.8"	4.8"	12mm	12mm	-		
PQF-16W	S	White		■	6	85	5.1"	6.3"	6.3"	12mm	16mm	-		
PTF-20W	S	White	Scoop	■	6	85	4.0"	-	-	20mm	20mm	8.5mm	 <p>SCOOP</p>	
PTF-30W	S	White		■	6	85	4.4"	-	-	30mm	30mm	10mm		
PTF-40W	S	White		■	6	85	4.4"	-	-	30mm	40mm	11mm		
PTF-50W	S	White		■	6	85	5.5"	-	-	35mm	50mm	11mm		
PTF-70W	S	White		■	6	85	6.7"	-	-	40mm	70mm	15mm		

• Profile types in parentheses are "old names"

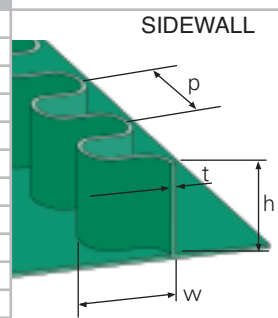


Sidewall and HySeal

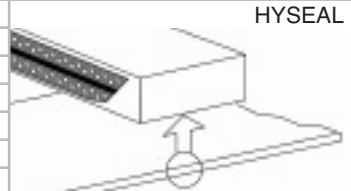
S = standard stocking item ■ = Applicable
 NS = non standard, limited □ = Conditional
 inventory availability - = Not Applicable
 * = Per belt type

Profile Type	Classification	Description	FDA	Chemical Resistance	Hardness, Shore A	Transverse Top	Min. Pulley Diameter	Dimensional Data			
								Longitudinal Top	Longitudinal Back	w	h

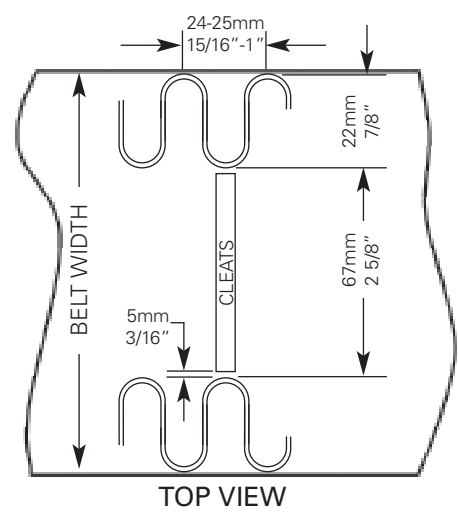
Sidewall												
PSF-20C+H15	S	Cobalt TPU+HabaGUARD	■	6	90	-	1.6"	-	22mm	20mm	1.3mm	25mm
PSF-20W+H15	S	White TPU+HabaGUARD	■	6	85	-	1.6"	-	22mm	20mm	1.3mm	25mm
PSF-25C+H15	S	Cobalt TPU+HabaGUARD	■	6	90	-	2.0"	-	22mm	25mm	1.3mm	25mm
PSF-25W+H15	S	White TPU+HabaGUARD	■	6	85	-	2.0"	-	22mm	25mm	1.3mm	25mm
PSF-30C+H15	S	Cobalt TPU+HabaGUARD	■	6	90	-	2.4"	-	22mm	30mm	1.3mm	25mm
PSF-30W+H15	S	White TPU+HabaGUARD	■	6	85	-	2.4"	-	22mm	30mm	1.3mm	25mm
PSF-35W+H15	S	Cobalt TPU+HabaGUARD	■	6	90	-	2.6"	-	22mm	35mm	1.3mm	25mm
PSF-35C+H15	S	White TPU+HabaGUARD	■	6	85	-	2.6"	-	22mm	35mm	1.3mm	25mm
PSF-40C+H15	S	Cobalt TPU+HabaGUARD	■	6	90	-	3.0"	-	22mm	40mm	1.3mm	25mm
PSF-40W+H15	S	White TPU+HabaGUARD	■	6	85	-	3.0"	-	22mm	40mm	1.3mm	25mm
PSF-45C+H15	S	Cobalt TPU+HabaGUARD	■	6	90	-	3.3"	-	22mm	45mm	1.3mm	25mm
PSF-45W+H15	S	White TPU+HabaGUARD	■	6	85	-	3.3"	-	22mm	45mm	1.3mm	25mm
PSF-50C+H15	S	Cobalt TPU+HabaGUARD	■	6	90	-	3.6"	-	22mm	50mm	1.3mm	25mm
PSF-50W+H15	S	White TPU+HabaGUARD	■	6	85	-	3.6"	-	22mm	50mm	1.3mm	25mm
PSF-70C+H15	S	Cobalt TPU+HabaGUARD	■	6	90	-	5.3"	-	22mm	70mm	1.3mm	25mm
PSF-70W+H15	S	Cobalt TPU+HabaGUARD	■	6	85	-	5.3"	-	22mm	70mm	1.3mm	25mm



HySeal												
Cleanline	S	White TPO	■	10	90	-	*	-	-	-	*	
Foodline	S	Cobalt TPU	■	6	90	-	*	-	-	-	*	
	S	Green TPU	■	6	85	-	*	-	-	-	*	
	S	White TPU	■	6	85	-	*	-	-	-	*	
	S	White TPU+HabaGUARD	■	6	85	-	*	-	-	-	*	
	S	White PVC	■	7	70	-	*	-	-	-	*	
Standardline	S	Anthracite PVC	-	3	70	-	*	-	-	-	*	



Sidewall Capability	
Available Material: TPU: White & Cobalt Blue	
Height [mm]: 25 thru 50 in 5mm increments	
Corrugation width [mm/in.]: 22 / 7/8	
Nominal Corrugation Pitch [mm/in.]: 25 / 1	
Belt Width - Max. [mm/in.]: 660 / 26	
Minimum face-to-face spacing [mm/in.]: 67 / 2 5/8	
Belt Width - Min. [mm/in.]: 114 / 4 1/2	
Endless Belt Length - Min. [Ft/in.]: 9 / 108*	
*belt length must be in increments of nominally 25mm (1 inch)	
Applicable cleats: PNF, PNH, PNU	
Cleat to Sidewall gap - Min. [mm/in.]: 5 / 3/16	
Sidewall Height dmin.	
25 mm	48 mm 2 in.
30 mm	58 mm 2 1/4 in.
35 mm	68 mm 2 3/4 in.
40 mm	77 mm 3 in.
45 mm	87 mm 3 3/8 in.
50 mm	97 mm 3 7/8 in.



Habasit Belting, Inc.
 305 Satellite Boulevard
 Suwanee, GA 30024-7124
 ph: (800) 458-6431
 fax: (800) HABASIT
 www.habasitusa.com
 email: hbi.habasit@us.habasit.com

The quality management system of HBI is registered to ISO 9001:2000 by ISOQAR.